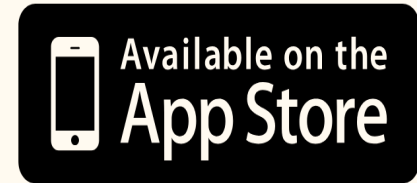


**PARENTS/  
CARERS  
VERSION**

# **My School App: Enhancing Communication and Engagement for Parents/Carers & Staff**



# Introduction to My School App

- My School App is a digital platform that enhances school-parent communication
- It serves as a central hub for sharing important information and updates
- The app helps parents stay informed and engaged in their child's education

# Features of My School App

- School calendars for key dates and events
- Celebrating success
- Adverse weather information
- Event notifications to keep parents updated
- Access to school information
- Sign up for specific categories and secure messaging

<https://myschoolapp.co.uk/privacy-policy/>

# How to Set Up My School App on Different Devices

- Download the app from the App Store or Google Play Store
- Select your child's school during the setup process
- Create an account using your email address
- Please check junk email when verifying email address
- mySchoolApp is mobile app only, created for use on phones/iPads/tablets and will NOT work on a computer.

<https://myschoolapp.co.uk/terms-conditions-end-user/>



Click on the image to view the youtube clip

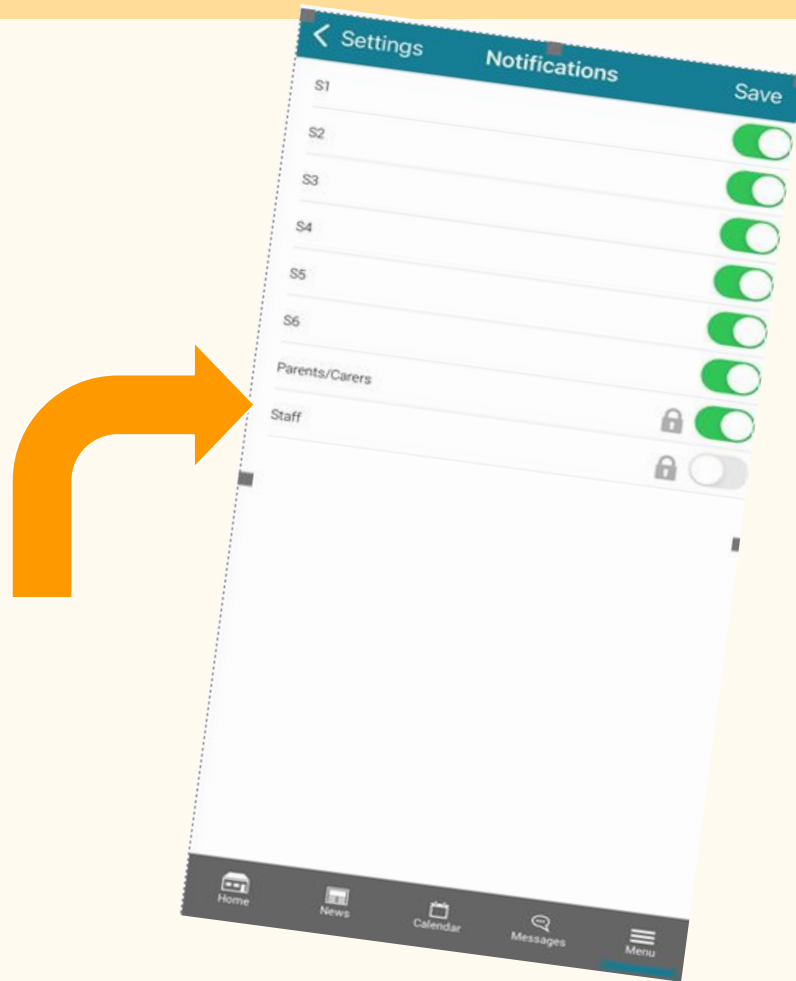
# Notification Settings & Preferences

We have created Notification Groups, this gives the option to choose which groups you would like to receive messages from. These will be available in settings area of mySchoolApp.

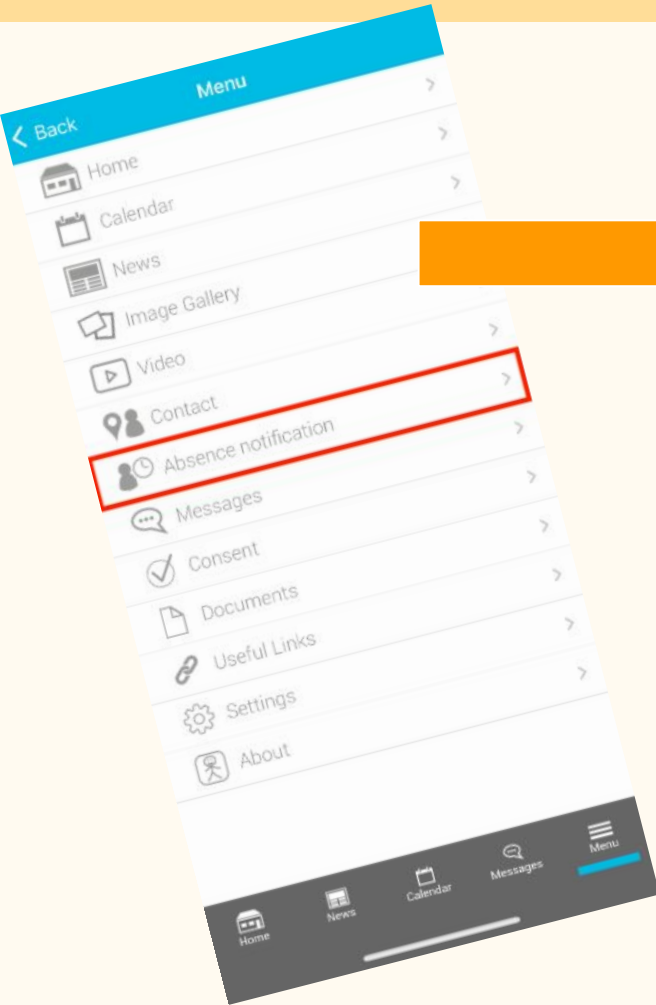
- Open mySchoolApp
- Go to Settings
- Tap Choose notification groups
- Tap on the groups you would like to opt in to
- The Parent/Carers Group is password protected. **Please see email sent for password.**
- Tap SAVE

[How to set your notification preferences for iOS devices – mySchoolApp help centre](#)

[How to set your notification preferences for Android devices – mySchoolApp help centre](#)



# Absence Notification

A screenshot of the 'Report Absence' form. The form has a blue header with a back arrow and the text 'Report Absence'. The form fields are: First name of child, Surname, Class/Form, Year group, First date of absence, Expected date of return, and Reason for absence (a large text area). The bottom of the form has 'Done' and 'Send' buttons. The bottom navigation bar shows Home, News, Calendar, Messages, and Menu.

If your child is unable to attend school it is important to let the school know as soon as possible.

You can use the app to do this by using the Absence notification feature available in mySchoolApp.\*

Further guidance about how to report an absence via the app can be found at [How do I notify the school of my child's absence? – mySchoolApp help centre](#)

\*Please note that the app will not be replacing the standard method of informing the school about pupil absence. This information can still be shared via the information in the link below.  
<https://www.fortroseacademy.co.uk/pupil-absence>

# Benefits for Parents/Carers, Staff and Pupils

- Enhances communication between parents/carers and schools
- Empowers parents to support their children's education effectively
- Fosters collaboration and transparency
- No individual names or confidential information will be shared on the app
- If you experience any problems with the app set up please contact your school, visit our support site or email support@myschoolapp.co.uk

## FAQ & Other Useful Links



- [FAQs – mySchoolApp help centre](#)
- [Parents / Carers – mySchoolApp help centre](#)
- <https://myschoolapp.co.uk/parents-page/>
- [School app features provided by mySchoolApp keep parents in the know](#)